



# HOME LEARNING

Reception

WEEK 4

THEME: IN THE GARDEN

Date: 1.05.2020

## MATHS

This morning children, I have a little warm up for you. It's from BBC Bitesize and it's about counting back from 10.

[Counting back](#)

**Did you enjoy that?**

**When you count backwards does the number get bigger or smaller? Are the numbers more or less?**

Today I have got some Hungry Caterpillar subtractions for you. Another way of saying subtraction is take away. When you do these calculations the number in the answer is less than the number at the beginning because you take away. Cross out the number of fruit that calculation tells you to take away and you will find how many is left. That's your answer. **The subtractions are below. If you can't print them out, please copy in their books .If you try it on the screen, I'm not sure the children will be able to cross the fruit out.**

## LITERACY, COMMUNICATION AND LANGUAGE

As a warm up, have a go at Speed Sounds 1 and then speed sounds 2. Most of you should be able to have a go at Speed Sounds 2. **However parents if you feel they are struggling with some sounds then take it back a step to one of the earlier sets.**

[Sound set 1](#)

[Sound set 2](#)

**Well done!**

**Are you ready for some Tricky red words? Parents, please could you write these words on paper. They will need to be reasonable big as the children have to try and spot them around the home. Our Tricky red words have been **I, the, my, are, you, your, said, be, of, she, he, me, they.** If your child is confident with those, try these **do, so, out, one, like, have, some, come and little.****

Ok children, you have to close your eyes whilst your adult or older brother or sister put these around the house. Then you have to spot them. If you get it right, you can collect them. **How many did you collect?** You can play this game several times and over the weekend. See if you can beat your score or try to **always** get them right.

## Physical Development/ Expressive Arts and Design/Understanding of the World

Today children, I would like you to listen to this piece of music. It's about butterflies. You could do some Buddy Breathing whilst you're listening or you could watch the beautiful art work.

[Butterfly music.](#)

I would like you to make up some moves to the music to retell the story of the Butterfly Life Cycle. You will need to start as a tiny egg and then gradually stretch out to become a very hungry caterpillar eating everything around you. Then you have to slowly spin into a cocoon. Once you have spun your cocoon you have to stay very still before slowly emerging as a beautiful butterfly and flying away. Think carefully about your movements so your dance looks like it really is happening. It is not a fast activity and you need to listen to the music so you move to it. **Parents, it lasts for 6 minutes. It doesn't have to last that long but not too short as I want the children to think about their movements and move to the music.**

**Well done, children. If you like, you could show it to other members of your household or perhaps your adult could take photos.**

## THEMED LEARNING

In the story of the Hungry Caterpillar, the days of the week are mentioned. **Can you remember our 'Days of the Week' song?** If you can, sing it loud and clear. If you can't, I found a little clip. It's someone else singing !!!

[Days of the week song](#)

Here's a little online game for you to play, putting the days of the week in order. Children don't forget to use your phonetic skills and look at the initial letter to help.

[Days of the week game](#)

**Parents, if you can't get on to this game. Then muddle up the days and get your child to order them.**

**Challenge: Can you spell the days of the week? Remember the 2 letters when put together, make the ay sound.**

## Physical Development/ Expressive Arts and Design/Understanding of the World

**In Early Years, Physical Development is also about fine motor skills. This activity is a bit messy and uses a toilet roll. If you don't want to use up your toilet roll, if you have any old newspaper you can tear that in strips or use scarves.**

Children, the Hungry Caterpillar spun himself a cocoon so that he could turn into a butterfly. I would like you to spin cocoons round some of your toys using the material your adult thinks best. Start at the top and carefully wind the material around your toy to the tips of it's toes. There mustn't be any gaps.



**Do you think it will turn into a butterfly? Why not?**



**Maybe *you* could turn your toy into a butterfly?**

**What does a butterfly need?**



## The Very Hungry Caterpillar Subtractions






 -  $\boxed{2}$  = 

 -  $\boxed{4}$  = 


 -  $\boxed{3}$  = 

 -  $\boxed{5}$  = 

 -  $\boxed{2}$  = 



$$- \boxed{6} = \bigcirc$$



$$- \boxed{8} = \bigcirc$$



$$- \boxed{10} = \bigcirc$$